

This is not a presentation, it's a well camouflaged book

L^AT_EX

/ˈlɑːtɛx/ или /ˈleɪtɛx/

1978: TeX

Donald Knuth

1984: LaTeX

Leslie Lamport

1982: PostScript

Adobe Systems

1993: PDF

Adobe Inc.

```
\documentclass[a5paper]{book}
% Что-бы было видно страницу на сером фоне
\usepackage{xcolor}
\usepackage{pagecolor}
\pagecolor{white}

\begin{document}

\LARGE
Hello World!\footnotemark[42]

\footnotetext[42]{From \LaTeX}

\end{document}
```

Hello World!⁴²

⁴²From L^AT_EX

Text + Boxes \longrightarrow Pages

Lorem ipsum dolor sit amet, consectetur adipiscing elit. Ut purus elit, vestibulum ut, placerat ac, adipiscing vitae, felis. Curabitur dictum gravida mauris. Nam arcu libero, nonummy eget, consectetur id, vulputate a, magna. Donec vehicula augue eu neque. Pellentesque habitant morbi tristique senectus et netus et malesuada fames ac turpis egestas. Mauris ut leo. Cras viverra metus rhoncus sem. Nulla et lectus vestibulum urna fringilla ultrices. Phasellus eu tellus sit amet tortor gravida placerat. Integer sapien est, iaculis in, pretium quis, viverra ac, nunc. Praesent eget sem vel leo ultrices bibendum. Aenean faucibus. Morbi dolor nulla, malesuada eu, pulvinar at, mollis ac, nulla. Curabitur auctor semper nulla. Donec varius orci eget risus. Duis nibh mi, congue eu, accumsan eleifend, sagittis quis, diam. Duis eget orci sit amet orci dignissim rutrum.

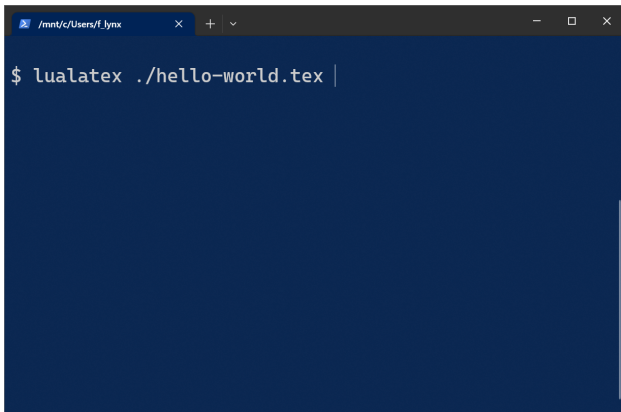
Nam dui ligula, fringilla a, euismod sodales, sollicitudin vel, wisi. Morbi auctor lorem non justo. Nam lacus libero, pretium at, lobortis vitae, ultricies et, tellus. Donec aliquet, tortor sed accumsan bibendum, erat ligula aliquet magna, vitae ornare odio metus a mi. Morbi ac orci et nisl hendrerit mollis. Suspendisse ut massa. Cras nec ante. Pellentesque a nulla. Cum sociis natoque penatibus et magnis dis parturient montes, nascetur ridiculus mus. Aliquam tincidunt urna. Nulla ullamcorper vestibulum turpis. Pellentesque cursus luctus mauris.

\newpage

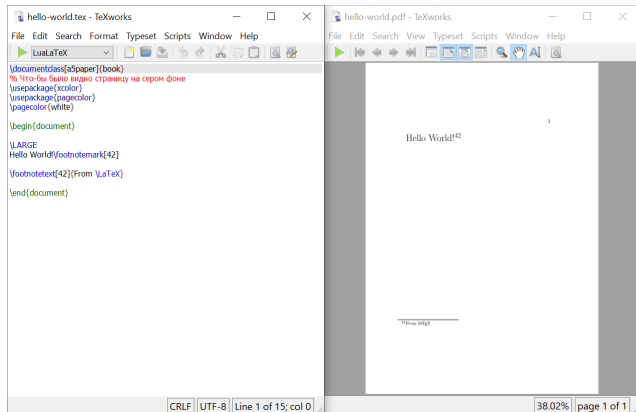
Lorem ipsum dolor sit amet, consectetur adipiscing elit. Ut purus elit, vestibulum ut, placerat ac, adipiscing vitae, felis. Curabitur dictum gravida mauris. Nam arcu libero, nonummy eget, consectetur id, vulputate a, magna. Donec vehicula augue eu neque. Pellentesque habitant morbi tristique senectus et netus et malesuada fames ac turpis egestas. Mauris ut leo. Cras viverra metus rhoncus sem. Nulla et lectus vestibulum urna fringilla ultrices. Phasellus eu tellus sit amet tortor gravida placerat. Integer sapien est, iaculis in, pretium quis, viverra ac, nunc. Praesent eget sem vel leo ultrices bibendum. Aenean faucibus. Morbi dolor nulla, malesuada eu, pulvinar at, mollis ac, nulla. Curabitur auctor semper nulla. Donec varius orci eget risus. Duis nibh mi, congue eu, accumsan eleifend, sagittis quis, diam. Duis eget orci sit amet orci dignissim rutrum.

Nam dui ligula, fringilla a, euismod sodales, sollicitudin vel, wisi. Morbi auctor lorem non justo. Nam lacus libero, pretium at, lobortis vitae, ultricies et, tellus. Donec aliquet, tortor sed accumsan bibendum, erat ligula aliquet magna, vitae ornare odio metus a mi. Morbi ac orci et nisl hendrerit mollis. Suspendisse ut massa. Cras nec ante. Pellentesque a nulla. Cum sociis natoque penatibus et magnis dis parturient montes, nascetur ridiculus mus. Aliquam tincidunt urna. Nulla ullamcorper vestibulum turpis. Pellentesque cursus luctus mauris.

.tex → **.pdf**



```
/mnt/c/Users/f_lynx  
$ lualatex ./hello-world.tex |
```



Advantages

- Simple templating
- Handling large projects
- Full support for everything needed
- Documentation
- Free and open source

Disadvantages

- Not WYSIWYG
- Harder to create graphics
- Not as efficient for smaller tasks

Alternatives

Adobe:

InDesign / Illustrator / Photoshop / DPS

OpenSource:

Scribus / Inkscape / Krita / Blender

photobook

in photobook
we can do:

Bleeds
Pages
Spreads
Foldouts
Endpapers
Covers
Jackets

```
\documentclass{photobook}
```

```
\documentclass[  
    layoutmode=block,  
    blockwidth=96mm,  
    blockheight=108mm,  
    bleed=0mm,  
    bindingoffset=0mm,  
    imageblockwidth=0.98,  
    imageblockheight=0.98,  
{photobook}
```

\ImagePageClear{Park}{images/DSC03759}



Park

\ImagePageFit{}{images/DSC02091}



```
\ImageSpread{"Копейка под домом"}{images/DSC05647}
```



"Копейка под домом"

\ImageSpreadFitL{New year}{images/DSC03603a}



New year

```
\tweakimageoffsettop{5mm}  
\ImageSpreadFill{%  
  \color{lightgray}%  
  Pechatniki}{images/DSC06650}
```



Template Templates


```

\documentclass[
    layoutmode=cover,
    spinewidth=5mm,
    spinefold=2mm,
    coverflap=17mm,
    coverboardgrow=0.5mm,
    ...
]{photobook}
\begin{document}

\GenerateTemplate

\end{document}

```




```

\documentclass[
    layoutmode=jacket,
    ...
    jacketflap=50mm,
    jacketwrap=0.5mm,
    ...
]{photobook}
\begin{document}

\GenerateTemplate

\end{document}

```



```
\documentclass[
    layoutmode=endpaper,
    ...
]{photobook}
\begin{document}

\GenerateTemplate

\end{document}
```

ENDPAPER LEFT
(96,0 mm x 108,0 mm)

ENDPAPER RIGHT
(96,0 mm x 108,0 mm)

Template for book boxes
More examples
Text book
Fixing bugs
Polishing and cleanup

:The future

TeXLive

<https://www.tug.org/texlive/>

LaTeX

<https://www.latex-project.org/>

photobook



<https://ctan.org/pkg/photobook>

TeX Wikipedia

<https://ru.wikipedia.org/wiki/TeX>

LaTeX Wikipedia

<https://ru.wikipedia.org/wiki/LaTeX>

©©© All *photographs* are by Alex A. Naanou, and licenced under the Creative Commons, Attribution-NonCommercial-NoDerivatives 4.0 (CC BY-NC-ND 4.0)

<https://creativecommons.org/licenses/by-nc-nd/4.0/>

© The *source code* of this book is licenced under the New BSD License (BSD-3-clause)

<https://opensource.org/licenses/bd-3-clause/>

© The *code listed* in this book can be treated as *Public Domain*.

https://en.wikipedia.org/wiki/Public_domain

This book was designed and laid out using open source fonts and software including: Open Sans, photobook and L^AT_EX.